

Housing Placements Planning Tool



ANCHOR 
COMMUNITY
INITIATIVE

Housing Placements Accelerator Tool

Housing Placement Accelerator Tool

Use your data to set a quantifiable goal to house more young people and decrease inflow!



Community	Focus Population	Goal Selector
Spokane County	All	30%

Original State	
Recent Month	Jan , 2021
Recent Actively Homeless Number	221

Target State	
Target Month	Oct 2021
Target Actively Homeless Number	155

Enter Most Recent Four Months Data				
Reporting Month Year	Total Inflow	Active Homeless Number	Housing Placements	Outflow* (Moved to Inactive + No Longer Meets Population Criteria)
Oct , 2020	88	245	42	20
Nov , 2020	54	238	24	22
Dec , 2020	44	270	24	31
Jan , 2021	45	221	25	57

RESULTS

9 Months to reach your goal of reducing the current active number from 221 to 155.

In order to reach your goal you need to maintain an average of **26** housing placements per month.

Your Community Goals

Spokane will reduce by 30%
& needs 40 more housing placements per month

Yakima will reduce by 10%
& needs 30 more housing placements per month

Walla Walla will reduce by 30%
& needs 5 more housing placements per month

Pierce County will reduce by 50%
& needs 7 more housing placements per month

**WHERE ARE WE GOING TO FIND THESE
HOUSING PLACEMENTS?**

Core Components

- **Baseline Data** – Where are our permanent housing placements coming from now?
- **Targets** – Where do we think we can get our remaining placements each month?
- **Strategies** – What needs to change for our system to consistently do that?



If we need to find 5 more
housing placements per
month...

Which project types are exiting YYA into Permanent Housing?

Project Type	Current Temporary housing placements	Current Permanent Housing Placements per month	Target Permanent Housing Placements per month
Coordinated Entry			
Emergency Shelter			
Homelessness Prevention			
Rapid Rehousing			
Services Only			
Street Outreach			
Transitional Housing			
Totals		Baseline Permanent Housing Placement total:	Permanent Housing Placement Goal:

**How many
Housing
Placements are
happening on
average now?**

Project Type	Current Temporary housing placements	Current Permanent Housing Placements per month	Target Permanent Housing Placements per month
Coordinated Entry	1	4	
Emergency Shelter	3	2	
Homelessness Prevention	4	8	
Rapid Rehousing	2	2	
Services Only	1	9	
Street Outreach	2	8	
Transitional Housing	2	2	
Totals		Baseline Permanent Housing Placement total: 35	Permanent Housing Placement Goal: 40

Where do we think our additional permanent housing placements could come from, if we worked at it?

Project Type	Current Temporary housing placements	Current Permanent Housing Placements per month	Target Permanent Housing Placements per month
Coordinated Entry	1	4	4
Emergency Shelter	3	2	2
Homelessness Prevention	4	8	10*
Rapid Rehousing	2	2	5*
Services Only	1	9	9
Street Outreach	2	8	8
Transitional Housing	2	2	2
Totals		Baseline Permanent Housing Placement total: 35	Permanent Housing Placement Goal: 40

Prompting Questions

1. **What surprises us** or jumps out when we look at our baseline data?
2. What are the **underutilized funding sources** available in our community, and do we know the process for accessing them?
3. What could make those funding sources more **accessible**?
4. Are there housing projects that are reflected here that are underutilized? Can we test ways to **maximize them**?
5. Are we talking about all of these options in **BNL case conferencing**?
6. Are there **other housing types we have** that aren't reflected in our housing placements here? (Host Homes, Domestic Violence resources?)
7. What are the **specific strategies** we could test that we think would increase housing placements in the areas we want to target?

Does:


1. Provide a snapshot of how your system is working
2. Visualize where improvements can be clustered
3. Point towards data driven improvements

Does not:


1. Include new housing placement types
2. Tell you how to do it
3. Include a bunch of local knowledge to explain it

Housing Placements Planning Tool

THE ASSUMPTION THAT
WHAT CURRENTLY EXISTS
MUST NECESSARILY EXIST IS
THE ACID THAT
CORRODES ALL VISIONARY
THINKING.



Google
Murray
Bookchin



Community Breakouts!

Task: Using your community's baseline data and housing placement planning tool, try to set yourself some targets that will get you to your new goal

Guiding Questions:

1. What are we noticing about our current housing placement data?
2. Where do we think, if we targeted it, we could get increases?
3. What targets do we want to set for ourselves?
4. Are there any key strategies we want to talk about more in our Yes to Yes Plan conversations?

Community Breakouts!

Pierce - Breakout Room #1

Spokane - Breakout Room #2

Yakima - Breakout Room #3

Walla Walla - Breakout Room #4

Community Report Backs!

Where are you going to target your improvements this next cycle?



Need something from your coaches? Let them know!!!




Coaching TA we can offer:

- Facilitated Housing Placements Planning Tool Session
- Exit Destinations Deep Dive Session
- Non-Permanent housing planning!

ANCHOR 
COMMUNITY
INITIATIVE

Reflection Trios!



A WAY HOME
WASHINGTON

Next Session: Process Mapping Deep Dive!

1:50-3:20



A WAY HOME
WASHINGTON