

Hey Fam!

We <3 to see your faces!

Add your pronouns to your Zoom name!

- Click the 3 little dots by your name
- Click 'rename'

Add your ACI Zoom Background!

- Click on the ^ next to "Start Video" in the lower right corner
- Select "Choose virtual background"
- Click on the + above the preloaded backgrounds to upload your favorite Learning Session Virtual background

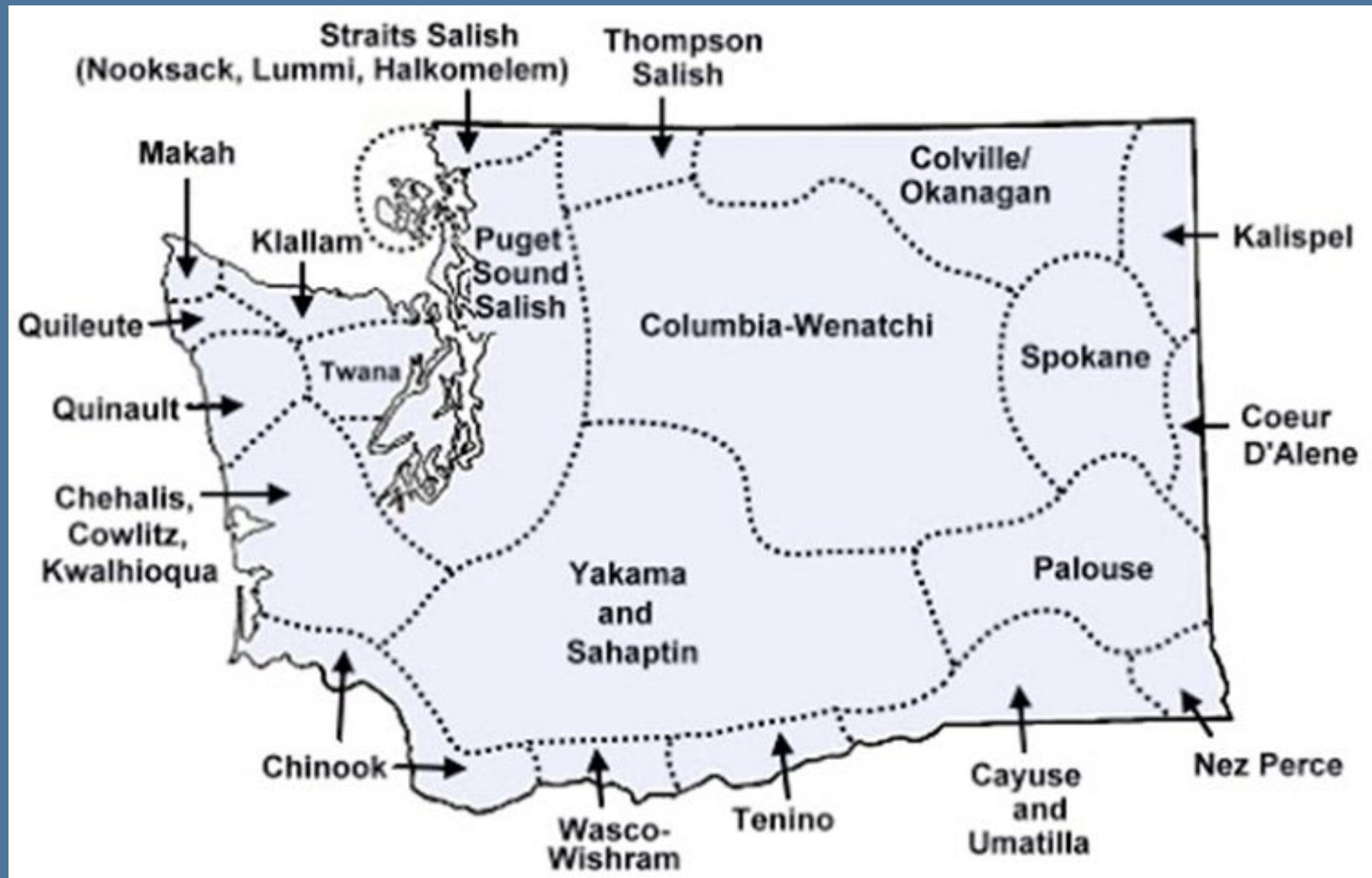
Chat Check-in:

- Name, Pronouns, Role, Community
- What would be your special zombie apocalypse skill?

**Welcome to Day 2 of the
Fall 2021 ACI Learning
Session!!**



**BLACK
LIVES
MATTER**



**“By The End Of 2022, Four
Communities In Washington
State Will End Youth And
Young Adult Homelessness
By Reaching Functional Zero.**

Yes To Yes.”

Today's Agenda

10-10:15 AM – Opening

10:15-10:45 AM – Functional Zero
Measures refresh

11:00 - 12:00 PM – Racial Equity
Analysis Tool: What it can do for you!

12:30-2:00 PM – Finalize Yes to Yes Plans

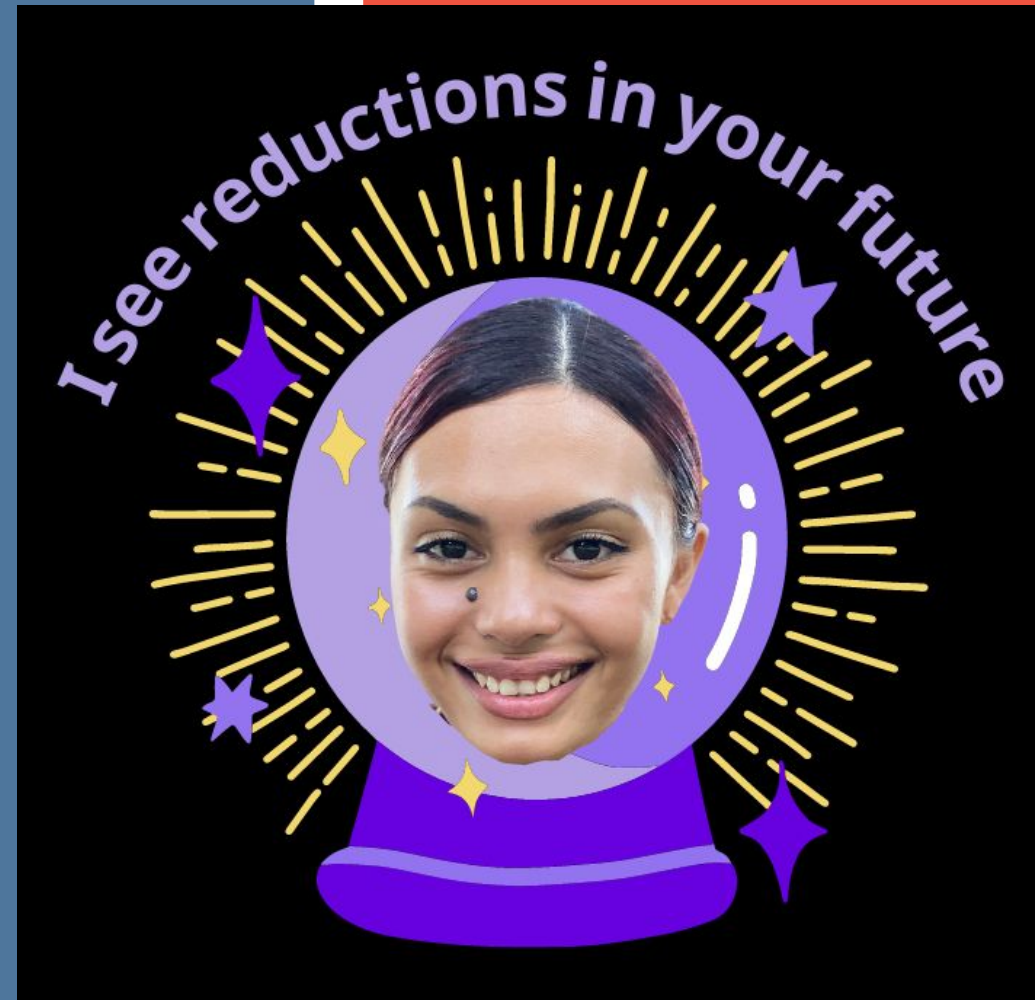
2:10-3:00 PM – Closing

Don't forget about the Seahawks!



Every community will leave this learning session with..

- 1) Your next 6 month reducing goal
- 2) A vision for what it will take to get there



**How can we turn
that no into a
YES?**

Before we can move on...




**#ONE
TEAM**



Functional Zero



Tammy Riles She/her
Temporary Diversion and Training Manager
triles@awayhomewa.org



A WAY HOME
WASHINGTON

System Level Data vs Project Level Data

Project Level



System Level





All Anchor Communities collect and use these system level data points each month



Inflow



Actively Homeless



Outflow



- New
- Returning (from housing)
- Returning (from inactive)

- Unsheltered
- Sheltered
- Doubled up/couchsurfing
- Other/unknown

- Permanently housed
- Inactive
- No longer meets population criteria
- # of days from ID to permanent housing

Age

YYA of Color

LGBQ

Gender Diverse

What is Functional Zero?

Communities that reach functional zero have the capacity to:

- Prevent most experiences of homelessness
- Quickly identify all the unaccompanied YYA who are experiencing homelessness or housing instability at any given time
- Quickly resolve homelessness with connections to safe and stable housing

Yes to Yes: A Washington state where every young person can access the services they need and want quickly, without having to leave their home community (if that is their choice) – and see them stably housed as a result.

Zero Unsheltered Young People

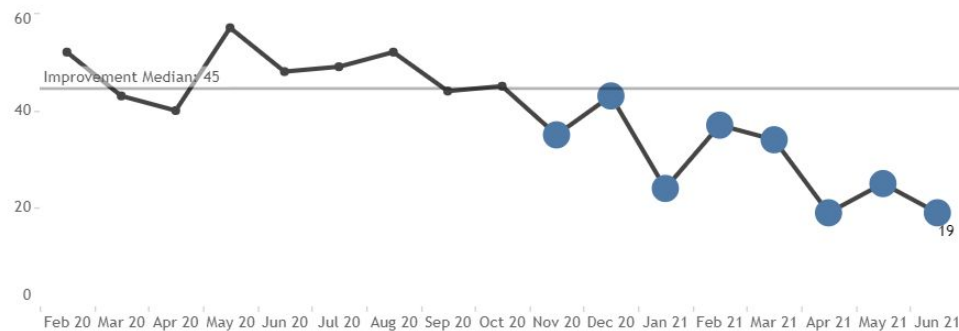
No unaccompanied young people are experiencing unsheltered homelessness.

Example below: Between Oct 2020 and June 2021, Spokane reduced unsheltered homelessness by over 50%

Unsheltered Actively Homeless Youth & Young Adults

Select a living situation

Unsheltered



Permanent Housing Placements


The average number of **exits to permanent** or non-time limited safe and stable housing each month is **greater than or equal to** the average number of young people **entering the system**

Monthly
Permanent
Housing #



≥

Monthly
Inflow

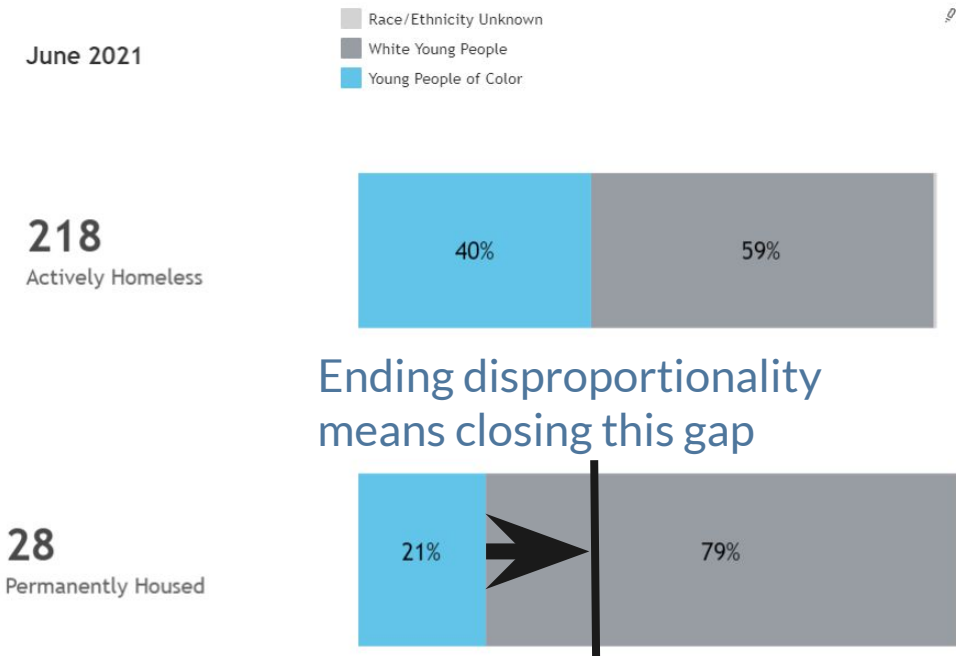


Zero Disproportionality Measures

Zero disproportionality in **returns from housing**:

POC, LGBTQ and trans and gender nonconforming young people are returning to homelessness from housing at the same or lesser rate than others

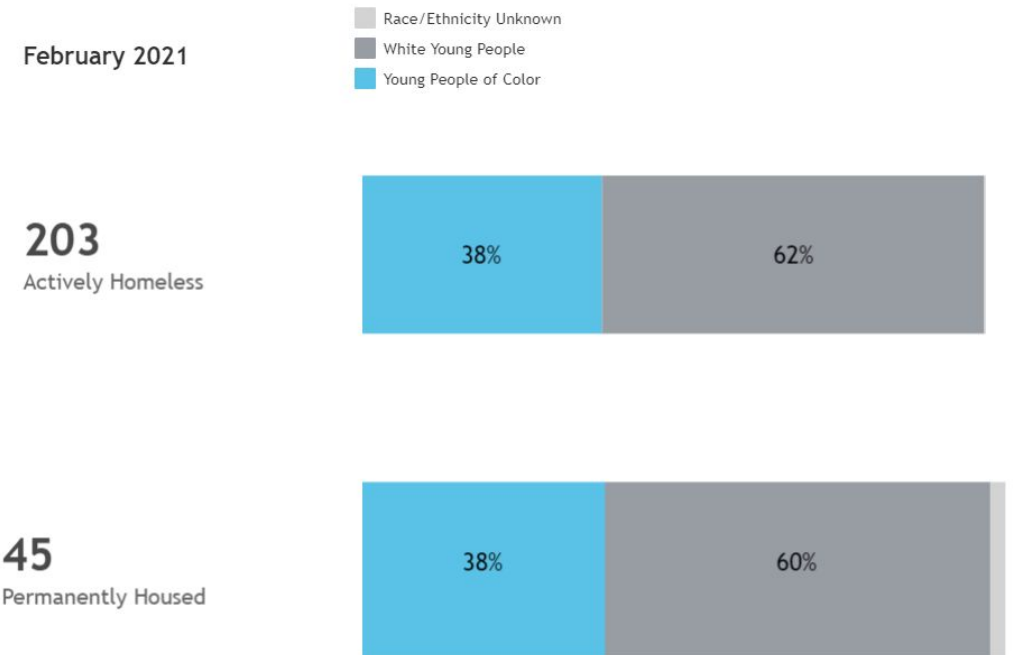
Example below shows: DISPROPORTIONALITY



Zero disproportionality in **permanent housing**:

POC, LGBTQ and trans and gender nonconforming young people are being housed at the same/higher rate than they experience homelessness

Example below shows: PROPORTIONALITY



Length of Time Measures

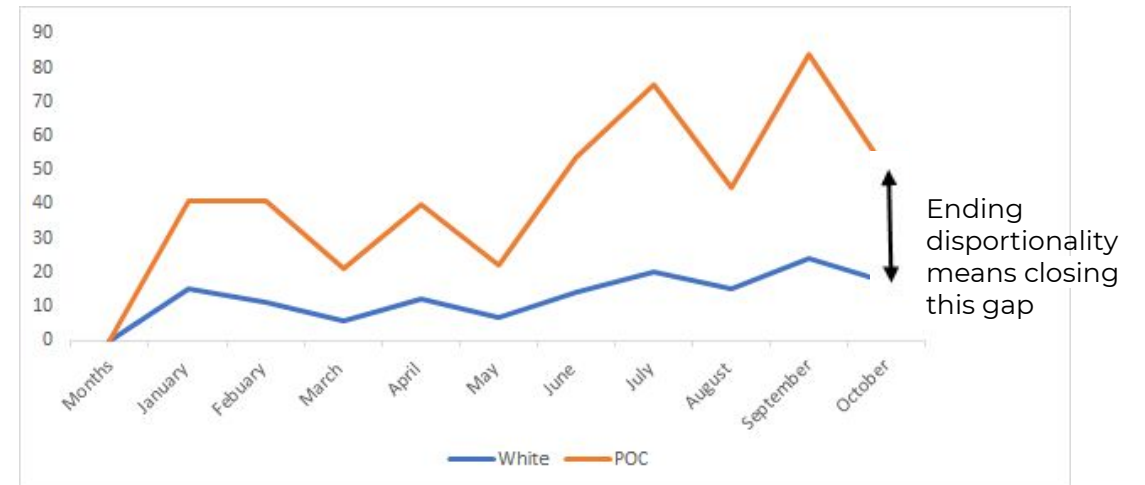
The average length of time young people experience homelessness is less than or equal to 30 days, with no young person exceeding 90 days

Definition: from the date of entry into the By Name List, the YYA should be permanently housed in a system wide average of 30 days or less

Days \leq **30 days**

POC, LGBTQ and trans and gender nonconforming young people young people spend equal or less time experiencing homelessness than others

Example below:



SEXUAL ORIENTATION DATA STANDARD

Measuring progress on sexual orientation data quality

Our coaching will help you focus on sexual orientation data (for now!) because this is where the biggest demographic data gaps are in every community.




A WAY HOME
WASHINGTON

Why is quality sexual orientation data so important?



A WAY HOME
WASHINGTON



Sexual Orientation Quality Data Measures

Collecting this data helps measure whether the homelessness response systems in each community are reproducing the disparities between LGBTQ people facing homelessness and their straight counterparts.

Goal

How We Measure

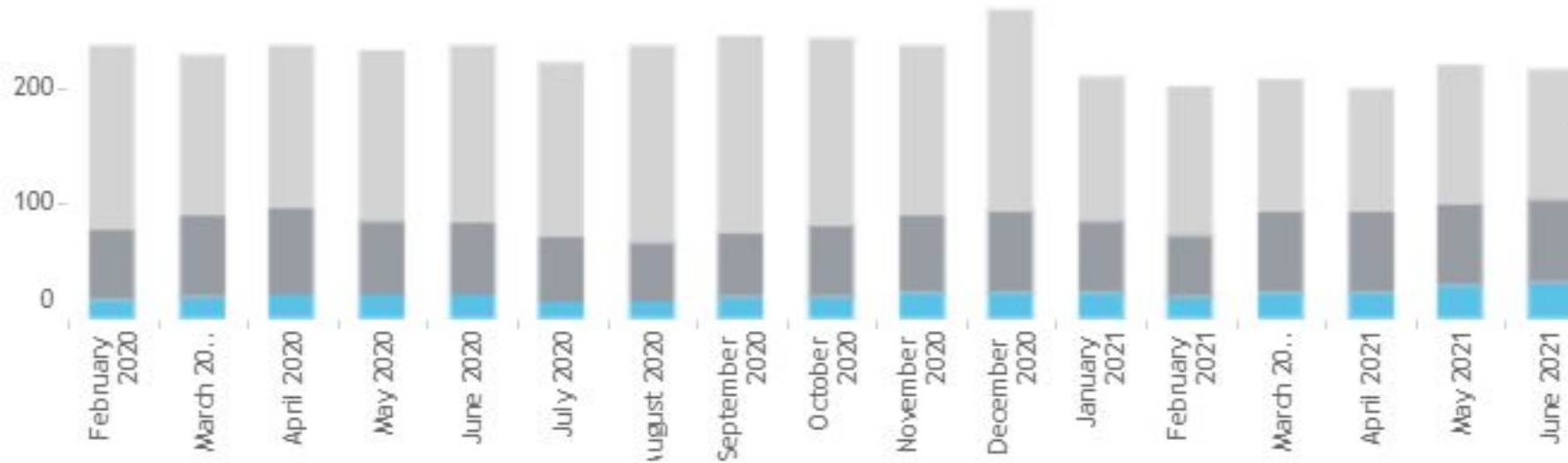
1. Sexual orientation data is collected system wide	1. Communities are universally collecting sexual orientation data for all populations experiencing homelessness
2. <10% of sexual orientation data is unknown (based on 3 month rolling average)	2. Communities have <10% unknown sexual orientation for young people on their active by name list (based on 3 month rolling average)
3. Service providers are collecting sexual orientation data in an empowering, trauma informed and culturally competent manner	3. Communities have YAB-approved sexual orientation data collection procedures

Is this community meeting the Sexual Orientation data standard?

Legends

- Sexual Orientation Unknown
- Hetero Young People
- LGBTQ+ Young People

Actively Homeless

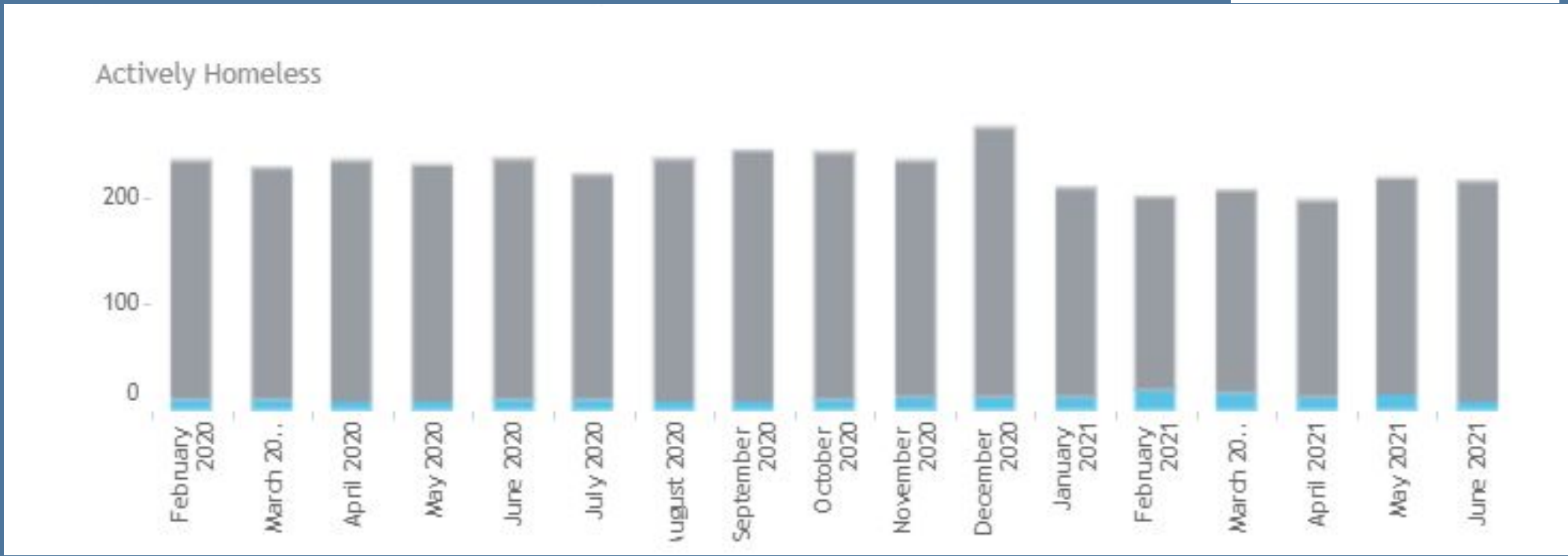
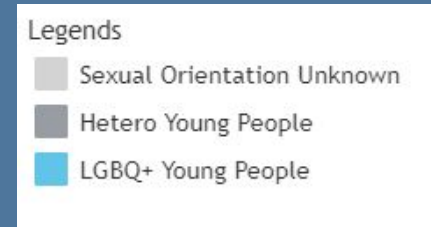


Hint: Look at the Unknown (light gray) vs the known (dark gray and light blue) amounts.

The light gray should be the smallest portion.

GOAL: 90% Knowns!

Is this community meeting the Sexual Orientation data standard?



Hint: Look at the Unknown (light gray) vs the known (dark gray and light blue) amounts.

The light gray should be the smallest portion.

GOAL: 90% Knowns!

Current Sexual Orientation Data Knowns

*3 month average

Pierce: 68%

Walla Walla: 71%

Spokane: 53%

GOAL: 90% Knowns!

Yakima: 72%

Check out your community's sexual orientation data on your ACI dashboard!

Example Yes to Yes Plan Items

Universal data collection:

- Are **all of your YYA providers** collecting sexual orientation data from clients?
- Are **all of your providers (no matter what population)** collecting sexual orientation data from clients?

Targeted improvements:

- Have you pulled your BNL report and filtered by provider/project to determine **which provider(s) have the highest amount of unknowns?**
- Have you worked with the provider(s) with the lowest SO data quality to implement **tests of change?**

YYA Leadership:

- Have you **asked LGBTQ+ young people/YAB** about how sexual orientation data collection can be improved?
- Have **LGBTQ+ young people/your YAB reviewed and approved** your demographic data collection procedures?

**Next Session: Racial Equity Analysis
Tool - What it can do for you!**

11am-12pm



A WAY HOME
WASHINGTON